

C U B  S C O U T S

So You're a New Den Leader



BOY SCOUTS OF AMERICA®
EAST CAROLINA COUNCIL



SCOUT ME IN™



Welcome to your new adventure! Your time volunteering in Cub Scouting will be rewarding and fun, and the information here will help you get off to the right start. With the proper training, resources, and enthusiasm, you have the ability to make a positive difference in the lives of Cub Scouts.

It is recommended that you meet weekly with your **den**, a group of 6-10 boys or girls of the same age. Once a month, your den will join together with the other dens in your **pack** at a **pack meeting**.

Cub Scouting includes the following types of dens:

- **Lion dens:** Kindergarteners (or 5 years old) and their adult partner.
- **Tiger dens:** First-graders (or 7 years old) and their adult partners
- **Wolf dens:** Second-grade (or 8 years old)
- **Bear dens:** Third-graders (or 9 years old)
- **Webelos dens:** Fourth- and fifth-graders (or 10 years old)

The steps below will get you started.

BEFORE THE FIRST MEETING

1. Register as a Cub Scout leader. Fill out the Boy Scouts of America (BSA) adult application, and attach your Youth Protection completion certificate. (See no. 2.) This form will register you with the BSA and give the BSA permission to initiate a background check for approving you as a leader.

2. Complete Youth Protection Training and print the certificate of completion. Youth Protection training, found online at my.Scouting.org, will teach you the BSA's policies for safely and appropriately interacting with youth.




3. Attend leader position-specific training in person or the online learning plans for "Before the First Meeting." The online training, found at my.Scouting.org, will begin building the foundation you need to become an effective and successful leader.

4. Obtain a copy of the Den Leader Guide for your den (Lion, Tiger, Wolf, Bear, or Webelos) and the Cub Scout Leader Book. These resources, pictured below, describe your role as a den leader and will give you the detailed information you need for the remaining steps. Your pack may have copies, another leader may let you borrow copies to get you started right away, or they are available from the East Carolina Council Scout Shop in Kinston.

5. Become acquainted with your Cubmaster and pack trainer. These leaders will see that you have the information and materials you need to get started on the right foot.

6. Obtain, and begin wearing, the Cub Scout leader uniform as soon as possible. The uniform is suitable for all Cub Scout meetings and activities. Wearing the uniform properly is important in setting a good example for the Scouts. You can purchase a uniform from the Kinston Scout shop or through www.scoutstuff.org. Male leaders wear a tan BSA shirt with olive green pants. Female Cub Scout leaders have the option of wearing the tan BSA shirt with olive green pants or the yellow Cub Scout shirt with blue pants. Your Cubmaster or pack trainer can give you more information about uniform insignia.

7. Plan your first den meeting. The den leader guide for your position contains detailed plans for the weekly den meetings. In coordination with the pack's plans, you will choose the adventure your den will complete and use the available resources to act on your plan. This is much easier with the help of the pack trainer, an assistant den leader, and a den chief (an older Boy Scout or Venturer who will help you in your den). The key to success is "KISMIF" (Keep It Simple, Make It Fun).



WITHIN THE FIRST MONTH

1. **Attend leader position-specific training in person, or complete the online learning plans for the training “Within the First 30 Days.”** Once you have attended leader position-specific training in person or have completed all online modules at my.Scouting.org, you are considered trained and eligible to wear the Trained patch. Remember, every Scout deserves a trained and qualified leader.
2. **Get acquainted with the families of the Scouts in your den.** Hold a family orientation meeting outlining the structure of den meetings and den outings, the time and location for meetings, and your den’s role during the monthly pack meetings. You will be needing the families’ help, so get to know them early.
3. **Get acquainted with the Cub Scouts in your den.** Establish a den code of conduct so that the Cub Scouts will know what you expect of them. See the *Cub Scout Leader Book* for details.
4. **Ask your Cubmaster to help you secure a den chief.** This den helper should be a Boy Scout or Venturer who will set a good example for your Cub Scouts. Give your den chief meaningful responsibilities right away.
5. **Attend the monthly pack planning meetings held by your pack leadership.** These meetings, led by the pack committee chair and the Cubmaster, are where pack plans are made.
6. **Attend the monthly pack meeting with the members of your den and their families.** In this meeting, Cub Scouts are recognized for the adventures they have completed throughout the month. They may be asked to participate by performing flag ceremonies, displaying projects completed with your den, or acting out skits or run-ons.
7. **Attend the monthly district Cub Scout leaders’ roundtable.** You will receive many good program ideas and become acquainted with den leaders from other packs who will share ideas and experiences with you. Your Cubmaster or pack trainer can tell you when and where the roundtables meet.
8. **Ensure your Cub Scouts obtain their appropriate Cub Scout handbook.** The handbook contains information for them to work on achievements and electives. This is the primary location for recording all their advancement activities.

Ask for help. There are many people who want to help you provide the finest possible Cub Scout experience for those in your den. As a registered Cub Scout leader, you will also receive *Scouting* magazine, which includes information to assist you as a leader. By the time you have completed the steps outlined here, you will be well on your way to becoming a successful den leader.

YOU, THE DEN LEADER

You were selected as a den leader and approved by the pack committee because of your interest in helping youth. By making the commitment to serve as a den leader, you have accepted the following responsibilities:

- Work directly with other den and pack leaders to ensure that the den is an active and successful part of the pack.
- Plan, prepare for, and conduct den meetings with the assistant den leader and den chief (for Wolf, Bear, or Webelos den leaders) or adult partners (for Lion Guides and Tiger den leaders).
- Attend the pack leaders’ meetings.
- Lead the den at the monthly pack activity.
- Ensure the transition of Cub Scouts to a den of the next rank (or to a Scout troop, for Webelos Scouts earning the Arrow of Light rank) at the end of the year.

Lion Guides and Tiger den leaders should:

- Coordinate shared leadership among the Lion and Tiger adult partners in the den.
- Rotate responsibilities monthly to ensure that each Lion and Tiger and adult partner have the opportunity to be the host team, planning and executing the den activities.



Cub Scout den leaders should keep in mind these responsibilities:

- Help train the den chief(s), and guide them in working with Cub Scouts. See that they receive recognition for their efforts at den and pack meetings.
- Provide meaningful responsibilities for the denner and assistant denner so that they can learn responsibility and gain satisfaction from their efforts.

Webelos den leaders should remember these responsibilities:

- Help train the Webelos den chief(s) and guide them in leading Webelos Scouts. See that they receive recognition for their efforts at den and pack meetings.
- Provide worthwhile tasks for the Webelos denner so that he / she can assume some responsibility and gain satisfaction from his / her efforts.
- Along with the Scoutmaster and assistant Scoutmaster, plan and conduct meaningful joint activities.
- Plan and carry out overnight campouts and other outdoor activities.



Assistant Cub Scout Den Leaders

The assistant Cub Scout den leader shares the responsibilities of the Cub Scout den leader and may be called upon to serve as a family contact or record keeper, or to handle other details of den operation. Each den should have at least one assistant den leader, and more if needed.

Your Cubmaster or pack trainer will be glad to explain any of these responsibilities that you do not understand.

THE CUB SCOUT DEN MEETING

Den meetings are usually held once each week in the afternoon, after school, or in the evening; and they can take place in a home, at a place of worship, or at a school. The meeting day, time, and location are set by the den leader and should be the same each week to prevent confusion. Den meetings last approximately one hour. Leadership responsibilities are shared by the den leader, assistant den leader, den chief, and denner (a selected member of your den).

The den meeting program includes the following parts, detailed for each adventure in the den leader guide for your position:

1. **Before the Meeting.** The den leader, assistant den leader, and den chief make final preparations while the denner helps set up the meeting place.
2. **Gathering.** As Cub Scouts arrive, they join in a game, stunt, or activity, with help from the den chief or denner. The den leader and assistant den leader collect dues and check on completion of requirements.
3. **Opening.** The den participates in a simple opening ceremony such as a song, yell, pledge to the flag, or uniform inspection.
4. **Talk Time.** Leaders discuss den activities and plans and make announcements.
5. **Activities.** Cub Scouts do activities related to the current adventure the den is working to complete.
6. **Closing.** The den leader gives reminders and shares a closing thought, and the den holds a brief inspirational closing ceremony.
7. **After the Meeting.** The den leader, assistant den leader, and den chief discuss plans for next week's meeting, while the denner puts the room back in order.

THE CUB SCOUT UNIFORM

The uniform is an important part of the Cub Scouting program. It identifies youth and adults as part of the program and provides a sense of belonging to the den, the pack, and the Boy Scouts of America. Most Cub Scouts love wearing their Cub Scout uniform. They should wear it to all den meetings, pack meetings, and special pack activities unless told otherwise.

The Cub Scout uniform is the navy blue Cub Scout uniform shirt, navy blue pants, the blue web belt, and the appropriate neckerchief, slide, and cap. All Webelos Scouts wear the tan Boy Scout shirt and olive green trousers beginning Fall 2018.

- **Lion:** Yellow Lion neckerchief, Lion slide, and blue Lion cap - or just the Lion t-shirt and cap.
- **Tiger:** Orange neckerchief, Tiger slide, navy and orange socks, and orange Tiger cap
- **Wolf:** Gold or red neckerchief, Wolf slide, navy and gold socks, and gold or red Wolf cap
- **Bear:** Blue neckerchief, Bear slide, navy and gold socks, and blue Bear cap
- **Webelos:** Plaid neckerchief; Webelos slide; olive socks, and Webelos hat.

WHAT DO YOU INVEST IN CUB SCOUTING?

- One afternoon or evening each week for a den meeting
- One evening each month for Cub Scout Roundtable
- One evening each month for a planning meeting with other pack leaders
- Time spent in research and planning each month on such interesting subjects as nature and outdoor skills, first aid, robotics, hobbies, citizenship, or whatever the monthly adventure will be
- Time spent in Cub Scout leader training

- Cost of the Cub Scout leader uniform
- Registration fee

This adds up to a small investment, compared to the dividends you will receive. And, of course, the more you invest, the more you can expect to receive in return.

WHAT DO YOU RECEIVE IN RETURN?

- One lively, never-dull afternoon or evening each week when you have the good fortune to view the world through the eyes of young boys and girls
- An evening each month of fun and fellowship with pack families, sharing their pride in their sons' accomplishments
- The privilege of helping to enrich and strengthen families
- A sense of pride as you watch the Cub Scouts receive recognition for their accomplishments
- An opportunity to share your ideas and experiences with other adults who share your interest in and concern for youth
- A chance to read about subjects that you haven't taken time for in years, and the opportunity to put your ideas into action at den meetings
- The privilege of getting to know boys and girls a little better and watching them all grow strong in mind and body





- The opportunity to help boys and girls learn good citizenship and to help shape them into young people who have strength of character and are sensitive to the needs of others
- The knowledge that all boys and girls are alike in many ways, and yet each one is a very special, unique individual
- A chance to help stimulate Cub Scouts' imaginations and to help them learn to "do their best"
- The satisfaction of being a member of a worldwide organization, and pride in being publicly identified as a part of this organization by wearing the uniform, which is a visible means of showing that you believe in and stand for its ideals and objectives

You will discover many other dividends that will enrich your life as you dedicate your time, talent, and enthusiasm to Cub Scouting.

All leaders bring to Cub Scouting their own talents and skills, their own backgrounds and interests. Your key to becoming an effective leader is to use your own abilities and interests, along with what you learn about Cub Scouting, to plan and conduct the best possible program for the Scouts. What happens in the life of each boy and girl during the formative years will determine to a great extent the kind of adult they will become. What a tremendous opportunity and challenge for you, the den leader!



BOY SCOUTS OF AMERICA
 1325 West Walnut Hill Lane
 P.O. Box 152079
 Irving, Texas 75015-2079
<http://www.scouting.org>





Cub Scout Leader Pow-Wow

November 10, 2018; 8:30 AM - 3:30 PM

Craven Community College; \$20

REGISTER NOW

<https://ecc.tentroo.com>

PUT THE **WOW** INTO CUB SCOUTING! Pow-Wow is a one-day supplemental training providing a variety of den, pack and outdoor activity plans to help manage the fun and adventure of the Cub Scouting experience. Whether you are new to Scouting or a veteran Scouter, Cub Scout Leader Pow-Wow provides informative and hands-on courses how to keep Cub Scouts active and engaged, along with classes on BSA programs and opportunities.

NOTES

You Are Not Alone!

Your den is in a pack that belongs to an organization chartered by the Boy Scouts of America (BSA) to operate a Scouting unit (a chartered organization). The chartered organization approves leadership, helps secure a meeting place, and makes sure that the pack works within the policies of their organization and of the BSA.

Many volunteers and BSA professionals are interested in the success of your pack. A special volunteer assigned to help your pack is called a commissioner who helps the pack provide a successful and high-quality program. The commissioner is also the communication link between your pack and the local council.

All leaders need training to be effective. The BSA provides both online and instructor-led training for adult volunteers in how to be a successful leader.

The **East Carolina Council** serves 20 counties in eastern North Carolina. Your district is the _____
_____ **District** comprised of _____
county / counties. The staff at the East Carolina Council service center can help you with questions or will get you in touch with someone who can.

My son / daughter is in **Pack** _____, **chartered (sponsored) by** _____
which meets at _____ (location) at _____ (time) on _____
(day and week of month).

He / she is in **Den** _____, which meets at _____ (location) at _____
(time) on _____ (day of week).

Roundtable is a monthly supplemental training for pack volunteers to provide leaders with program ideas; information on policy and events; and training opportunities. Our **District Roundtable** meets at _____
(location) at _____ (time) on _____ (day of month).

Our Pack leaders	Name	Phone	E-mail
Den leader	_____	_____	_____
Assistant Den Leader	_____	_____	_____
Pack Committee Chair	_____	_____	_____
Cubmaster	_____	_____	_____
Assistant Cubmaster	_____	_____	_____



BOY SCOUTS OF AMERICA®

EAST CAROLINA COUNCIL

313 Boy Scout Blvd; Kinston, NC 28503

252-522-1521

www.eccbsa.org www.Facebook.com/